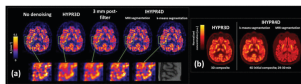


## Features in This Issue

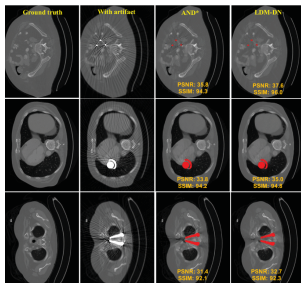
### A 4-D Iterative HYPR Denoising Operator Improves PET Image Quality



by Connor W. J. Bevington, Ju-Chieh Cheng, and Vesna Sossi

[Read More](#)

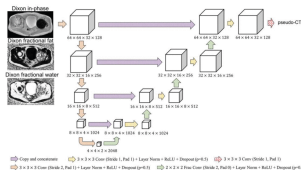
### Low-Dimensional Manifold-Constrained Disentanglement Network for Metal Artifact Reduction



by Chuang Niu, Wenxiang Cong, Feng-Lei Fan, Hongming Shan, Mengzhou Li, Jimin Liang, and Ge Wang

[Read More](#)


### Attenuation Coefficient Estimation for PET/MRI With Bayesian Deep Learning Pseudo-CT and Maximum-Likelihood Estimation of Activity and Attenuation



by Andrew P. Leynes, Sangtae Ahn, Kristen A. Wangerin, Sandeep S. Kaushik, Florian Wiesinger, Thomas A. Hope, and Peder E. Z. Larson

[Read More](#)

### Experimental Validation of a Rodent PET Scanner Prototype Based on a Single LYSO Crystal Tube



by Marta Freire, Andrea Gonzalez-Montoro, Gabriel Cañizares, Ahmadreza Rezaei, Johan Nuyts, Stuart S. Berr,

Mark B. Williams, Jose M. Benlloch, and Antonio J. Gonzalez

Read More



## IEEE Transactions on Radiation and Plasma Medical Sciences

VIEW CURRENT ISSUE

[T-RPMS Home](#)   [T-RPMS in IEEE Xplore](#)   [Early Access](#)   [Manuscript Submission](#)



[Website](#) | [Privacy Policy](#) | [Contact](#) | [Unsubscribe](#)

© {{my.copyright year}} IEEE – All rights reserved.